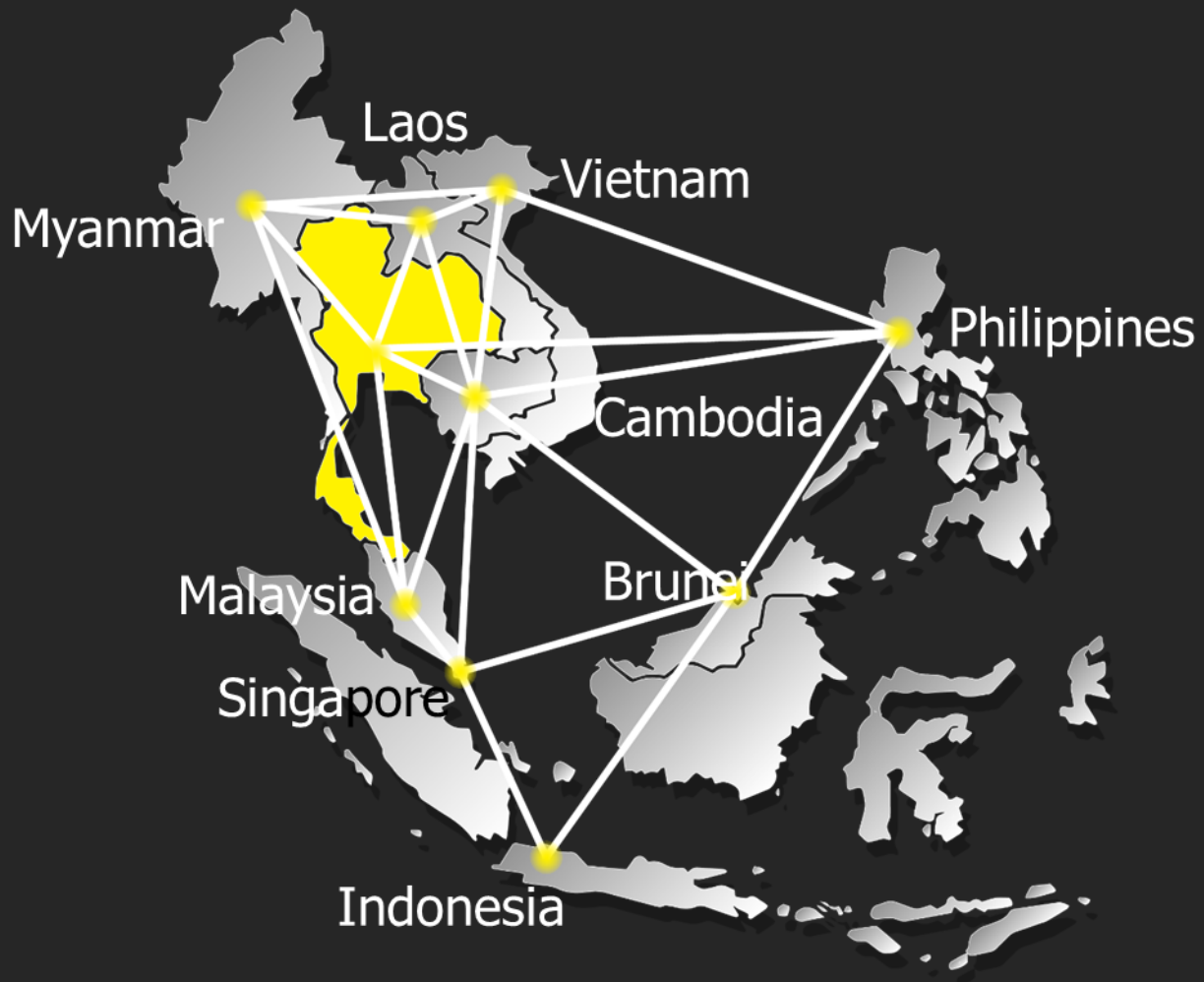


ASEAN **Digital Hub**



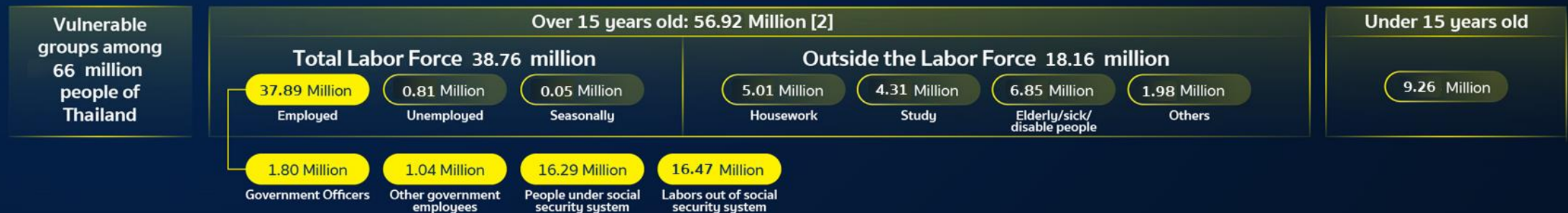
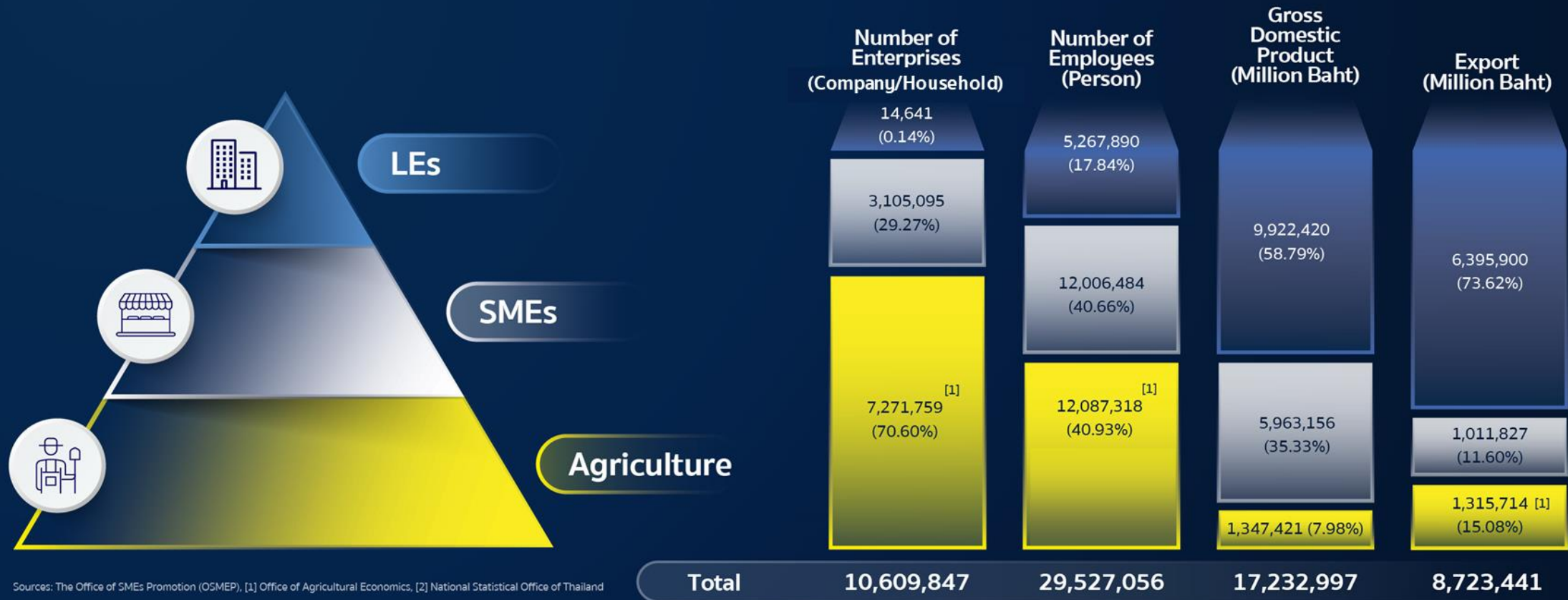
Thailand

The TRUE HEART of ASEAN

A Global Gateway to Southeast Asia
Fast-Emerging Economies

Strategic Gateway to Asia
Reaching Half of World's Population

Thailand's economic structure



2005-2020 Aggregate FDI (USD\$125B)

Source: Bank of Thailand (31 Mar 2021)

United States

10.3%

Taiwan

1.7%

South Korea

2.5%

ASEAN

21.3%

EU (excluding United Kingdom) 3/

1.4%

Germany

2.5%

Australia

1.7%

China

5.0%

Hong Kong

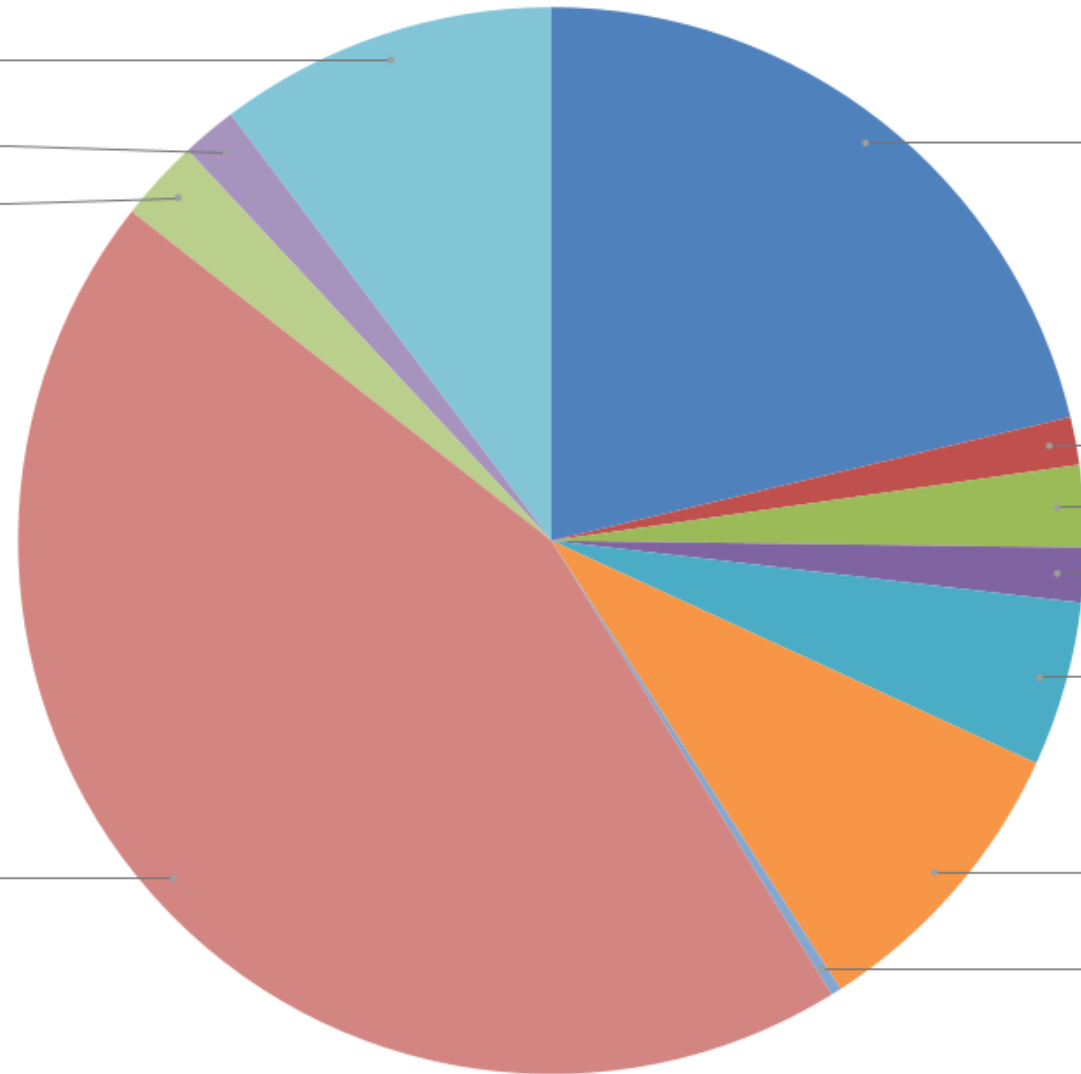
9.0%

India

0.3%

Japan

44.4%



Digital Industry 2019: Key Figures



Hardware & Smart Device

7,363 companies

Hardware

- PC, Notebook, Tablet, Server
- Storage
- Printer
- Peripherals

Smart Device

- Consumer Devices: Wearable, Smart Home, Air/TV etc.
- Industrial Devices
- Enterprise Devices



Digital Services

267 companies

- e-Content
- e-Entertainment
- e-Retail
- FinTech and e-Payment
- e-Advertise)
- e-Transactions



Software

6,890 companies

- Software & Packaged Software
- Software as a Service (SaaS)
 - Software System Integration Services
 - Software Maintenance Services
 - Software Customize Services
 - Consult/Training Services



Digital Content

196 companies

- Animation
- Game
- Character

Manpower in the Digital Industry

Total number

Year 2017

283,636

Year 2018

299,728

+5.67%

Year 2019

381,620

+27.32%



**Hardware
& Smart Device**

Year 2017

173,588

Year 2018

176,115

+1.46%

Year 2019

196,852

+11.77%



**Digital
Services**

Year 2017

10,927

Year 2018

12,799

+17.13%

Year 2019

71,054

+455.15%



Software

Year 2017

75,485

Year 2018

81,252

+7.64%

Year 2019

90,184

+10.99%



**Digital
Content**

Year 2017

5,579

Year 2018

5,708

+2.31%

Year 2019

5,021

-12.04%

*Exclude Telecommunication Industry

Digital Industry Value 2019 (Million THB/GBP)



(-7.97%)

THB 299,342

(yr.2018) THB 325,261
(yr.2017) THB 303,168

GBP 6,961

(yr.2018) GBP 7,564
(yr.2017) GBP 7,050

EUR7,858



(+10.45%)

THB 169,536

(yr.2018) THB 153,497
(yr.2017) THB 123,615

GBP 3,942

(yr.2018) GBP 3,569
(yr.2017) GBP 2,874

EUR4,450



(+13.37%)

THB 134,817

(yr.2018) THB 118,917
(yr.2017) THB 110,007

GBP 3,135

(yr.2018) GBP 2,765
(yr.2017) GBP 2,558

EUR3,539



(+11.51%)

THB 31,080

(yr.2018) 27,872
(yr.2017) 25,040

GBP 722

(yr.2018) GBP 648
(yr.2017) GBP 582

EUR816

*Exclude Telecommunication Industry

Total Value

THB 634,775 million

(GBP 14,762 million)

EUR16.7B

7 KEY TECHNOLOGIES FOR THAILAND

Internet of Thing (IoT)

Artificial Intelligence

Data Analytics

Next Generation Telecom

**Distributed Ledger
Technology (DLT)**

Quantum Computing

Automation

Thailand **Digital Valley**



digitize



interact



nature
connected



INCENTIVES & PRIVILEGES

**Corporate
Income Tax
Exemption
UP TO
13 years**

**Lowest
personal
income tax
rate (17%)**

**Regulatory
sandbox
for research
and innovation
development**

**Digital
Infrastructure**

Smart VISA

**One Stop
Service**

**depa's
Promotion
Schemes
i.e. Funds**